




VALG

Municipal and
county council elections 2023

Engelsk / English

Important information for voters

Election day is 11 September.
Remember to bring valid ID.



valg.no

VALGdirektoratet

Municipal and county council elections 2023

Every four years, we elect representatives for the municipal and county councils.

The municipal council makes decisions about local matters. This includes kindergartens, primary and lower secondary schools, health and care services, child welfare services, cultural programmes and refuse collection and disposal, among other things.

The county council makes decisions relating to upper secondary education, county roads and ferry connections, local public transport and cultural programmes, among other things.

Oslo has elections for the city council and district councils, but does not elect a county council.

This brochure has information about the elections and how to vote.

Election day is Monday 11 September 2023

In many municipalities, it will also be possible to vote on Sunday 10 September.

You can also vote in advance from anywhere in the country from 10 August to 8 September. **Remember to bring valid ID.**



Remember to bring your ID with you to the polling station

You must have a valid ID to vote. Your ID must specify your name and date of birth, and it must have a photo. Examples of valid ID includes passports, national ID cards, driving licences and debit cards with photo.

If you are staying in an institution, such as a nursing home, hospital or prison, you can have a member of staff confirm your ID. In this case, the member of staff must present a valid ID.



Who can vote?

- Norwegian nationals who will have turned 18 by the end of 2023 and who are, or have been, registered as resident in Norway.
- Nationals of Denmark, Finland, Iceland or Sweden who will have turned 18 by the end of 2023 and who have been registered as resident in Norway since 30 June 2023 at the latest.
- Individuals who are not Norwegian nationals, but who will have turned 18 by the end of 2023 and who have been registered as resident in Norway for the last three years before election day.



When and where can I vote?

You can **vote in advance** from 10 August through Friday 8 September in any municipality.

On election day, you must vote in the municipality where you were registered as a resident as at 30 June 2023. You can vote at any polling station within the municipality.

Unable to vote in advance or on election day?

You can apply to your municipality to cast an early advance vote from 3 July.

It is also possible to vote from abroad from 1 July through 3 September.



Find your polling station at valglokaler.no



Polling cards

The polling card is a confirmation of your right to vote. The polling card also has information about when and where to vote on election day. The polling card does not count as valid ID, and you do not need to bring the polling card with you to vote.

The polling card will be sent to your digital mailbox or to Altinn. If you have opted out of digital communication with public authorities, or you have not used ID-porten in 18 months or more, you will receive a physical polling card in the mail.

Please contact your municipality if you have not received a polling card, or if you are not sure you have the right to vote.



How to vote

If you are voting outside of the municipality where you live, you will get a ballot paper with the names of all the registered political parties on it. Tick the box to indicate which party you want to vote for. The ballot paper will not have the names of the party's candidates on it. That means you cannot make changes to these ballot papers.

If the party or group you want to vote for is not included on the ballot paper, you can add the name of the party or group. You can also obtain a ballot paper from your constituency and use this if you want to make changes. Your vote will be forwarded to the municipality where you live for counting. The same applies if you vote in the county council elections outside your county.

If you are sick or disabled, please contact your municipality to arrange for an opportunity to vote from home. Your municipality will provide information about application deadlines.

If you are registered in a municipality or county affected by the local government reform, you will be electing representatives to the municipal and county councils in the new municipalities and counties.

Assistance at the polling station

Please contact an election official if you have questions or need assistance to vote. Election officials are bound by a duty of secrecy.

If you have a mental or physical disability, and you are unable to vote unassisted because of it, you are entitled to assistance. You can have an election official or another person of your choosing assist you.

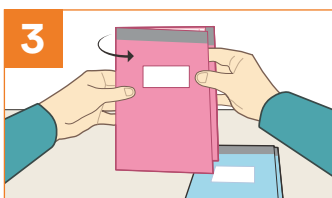
How to vote in the municipality where you live



1) Select the ballot paper you want to use: One for the municipal council election and one for the county council election, if you want to vote in both elections.



2) If you want to give one or more candidates a personal vote, you can put a tick in the box next to the candidate's name on the ballot paper. You can give as many personal votes as you want (see guide on the next page)



3) Fold the ballot papers with the party name facing in, and the field where the stamp goes, facing out – that way, nobody can see what you are voting for. Do not use an envelope or other cover around the ballot papers.



4) Go to an election official and get a stamp on your ballot papers. This is important – or your vote may be rejected.



5) Drop your ballot papers into the ballot box. Oslo has elections for the city council and district councils, but does not elect a county council.

If you are registered in the City of Oslo and you want to vote in the district council election, you can either bring a district council ballot paper with you to the polling station or use a blank sheet of paper where you write the name of the party/group you want to vote for. If you use a blank sheet of paper, you must also specify that the paper is for the district council election.

Making changes to ballot papers


If you want to influence specifically which candidates are elected, you can give a personal vote to any candidates you want to give an extra boost. It is your choice whether you want to change the ballot paper by adding a personal vote. Directions for giving personal votes are also printed on the ballot paper.

How to give a personal vote:



In the municipal council election:

1) Put a tick in the box next to the candidate's name if you want to give them a personal vote. You can give a personal vote to as many candidates as you want



2) Add candidate names from other parties/groups in a separate field on the ballot paper. The ballot paper will specify how many names you can add.

Please note that if you give a personal vote to a candidate from another party/group, a so-called 'list vote' will be transferred to the other party/group.

This could affect the allocation of seats on the municipal council.



In the county council election:

Put a tick in the box next to the candidate's name if you want to give them a personal vote.


You can give a personal vote to as many candidates as you want.

Who will be elected?

After all the ballot papers have been counted, the electoral committee will determine how many representatives each party or group is allocated in the municipal or county council. Then, the electoral committee will count the personal votes to determine which candidates have been elected.

Issued 2023 by the Norwegian Directorate of Elections.
The brochure is also available in Bokmål, Nynorsk, Sami and nine other foreign languages.

For more information about the election, go to valg.no.



Scan the QR code to read the brochure in other languages.